

## BLACK AND WHITE

**Objectives** - The more variation of dark and light values the greater sense of realism and pictorial volume. Paint the foreground, middle ground and background. Observe the lighting and the value of shapes/objects against one another instead of relying on line to create the edge between forms. You may or may not want to use texture of the paint, brush marks, or impasto effects to help sculpt the objects. Students will be shown how to start a painting and the process of painting through mark making, shaping, blending, and layering.

### **Terminology** -


Value: The darkness or lightness of an object or color.

Chiaroscuro: The use of light and dark to create volume and the illusion of depth.

Impasto: Thick paint



Student painting – Black and white



Chuck Close

### **Artists to look at:**

Rembrandt: 1606-1669


Caravaggio: 1573-1610

Leonardo Da Vinci: 1452 - 1519


Georges De La Tour: 1593 - 1652

Gerhard Richter: 1932 – Present

Chuck Close: 1940 – Present



Detail of Student painting



Student painting – Black and white